

The 2003 TLS Gathering is history and it was an amazing experience for those who were able to attend. The next TLS newsletter will have more information about all the wonderful activities.


The Regional tables were interesting and informative, highlighting the labyrinths in the respective regions and the impor-

tant regional labyrinth work going on around the world.

**Ed Kostyk**, Canadian Regional Rep, provided these pictures with brief descriptions of the Luminary Labyrinth walk held on November 9, evening of the Lunar Eclipse and combined Harmonic Concordance. Thank you, Ed!

### *TLS Gathering 2003*

*Resonance... the energy of 3500+ years connecting with 3500+ years into the future  
Special thanks to Pamela White and Kathy Spaar, co-chairs,  
the Gathering Core Committee and all volunteers for a job well done!*



*Left: Canadian Regional Table at the Gathering with Regional Rep Ed Kostyk*

*Below: "Northern Lights" luminary labyrinth group: left to right, front row: Ed Kostyk, Joan Clayton, Cathy Anderson, Gloria Kostyk  
back row: Sylvia Senensky, Jo Ann Stevenson, Barbara Barnett, Anne Tanner, Beverly Chen*



The Canadian regional table attracted a lot of attention at the Gathering 2003. Through the photo contributions of the Canadian members, many unique labyrinths from across the country were displayed on the table: from the first Canadian permanent indoor labyrinth located on the west coast of British Columbia to the Hopi/Ojibway birch labyrinth and snow labyrinth in Ontario. Many labyrinths were constructed from the natural elements in their locations – rocks, turf, rope, birch logs, snow, flowers, thyme... which all seemed to reflect the variety within the country itself.

The Canadian "gift" to the Gathering was the "Northern Lights" Luminary Labyrinth, spearheaded by the Toronto Labyrinth Community Network. It was scheduled to be available on the first evening. Strong winds and cool temperatures caused a fortuitous delay. It was rescheduled and completed in time for the lunar eclipse, two days later. While the eclipse was partly shrouded in cloud, the many lights which outlined the labyrinth path enabled the participants to celebrate this event in their own way. Many walked, danced and skipped to the beat of the drummers, as they made their way to the center and back during the celestial display. It was an event not soon to be forgotten as heaven and earth seemed to join together in this celebration of life.

Many friends and "connections" were made at the Gathering which made it a memorable event for the Canadian group. It is after all, this experience by all the participants that makes TLS the strong organization that it is.

*– Ed Kostyk*

### *Peaceful Thoughts*

*All the peoples of the world are moving to the enlightened place of non-violence... coming to the realization that there are ways to resolve conflicts in a peaceful manner, opening their hearts to these peaceful possibilities and living through their heart... thereby creating a world of loving souls living together in harmony with themselves and Mother Earth. With much gratitude for all the beings helping to bring this peaceful energy into earthly manifestation.*

## *The Prairie Labyrinth, Chakra Angels and Cards* by Toby Evans (USA: Central)

This Spring, the Prairie Labyrinth will be celebrating its ninth birthday. Constructed on March 23, 1995, the 166 ft. Classical-Seven Circuit design was mowed into five acres of native prairie grasses outside of Kansas City, Missouri.

I had no idea when I cut the initial path that I was laying down a map for my life's work. The labyrinth became a healing agent to the death and destruction that had occurred on this property in a prior lifetime as well as becoming a centering station for releasing, renewing, balancing, nurturing and grounding myself and countless others. Its presence compelled me to bring together the scattered puzzle pieces of my spiritual journey by writing *Keepers of the Circles, Answering the Call to Wholeness*.

The layout and ways I use the labyrinth have evolved over the years integrating color, sound and symbols. Unlike other 7-circuit designs, the paths of the Prairie Labyrinth are intentionally set up to correspond with the natural order of the Chakras, beginning at the Root Chakra (Red) on Path 1 and progressing to the Crown Chakra (Violet) on Path 7. As you wind your way into the labyrinth you are moving upwards through your own energy body, identifying and releasing to Spirit what no longer serves you.

Following the same pathway out, you are bringing energy back down through your body in the reverse order, reentering the world from a grounded and connected perspective. Symbolically, you are bringing Heaven to Earth. The counter rotating

paths of the labyrinth are also "spinning wheels" or chakra vortexes. When two charged currents (Yin and Yang) come together and cross over one another, the result is balanced energy. The ability to balance is one of the labyrinth's primary attributes, bringing a sense of peace and well-being to the participants.

*"I have come to view the Labyrinth as a homing device calling each person back to their center to remember their connection with ALL THAT IS... however, the circuit isn't complete until we follow the return path out – going forward into our lives to BE that connection."*

I was guided in 2002 to make Chakra Angels out of clay to represent each Chakra path within the Prairie Labyrinth. Placing them at the turns on fence posts, they inspired me to develop a card deck called "Chakra Labyrinth Cards" to be used with any Seven Circuit labyrinth or with the embossed Chakra Labyrinth pattern included. They are soon to be printed and made available, bringing the energy of the Prairie Labyrinth outward

to initiate transformation and connection with other's sacred work.

In November 2000, another walking path was laid out on my land. This is a 55 ft. 9-petal Vesica star designed by [Alex Champion](#) and called Chante Esti (meaning "Single Eye of the Heart" in Cherokee). Both of these designs are part of the Art Line Project dedicated to building labyrinths and walkable art along the 39th latitude that runs across the heart of this country.

I consider all labyrinths that are springing up around the world as "Grail Cups," pulling energy up from the Earth and down from the Sky forming a visible, interactive grid. They are receiving, anchoring and distributing the new energy. All who are called to build or walk them are re-balancing the Earth while contributing to raising the consciousness of the planet.


After 9 years, I am still in awe of the profound impact this ancient archetype has on me. I have come to view the Labyrinth as a homing device calling each person back to their center to remember their connection with ALL THAT IS... however, the circuit isn't complete until we follow the return path out – going forward into our lives to BE that connection.

– Toby Evans

*The Prairie Labyrinth and Chante Esti are open to the public by appointment only from April-November. For additional information, please visit [www.prairielabyrinth.com](http://www.prairielabyrinth.com) or email Toby at [toby@homeisp.com](mailto:toby@homeisp.com).*



*Spring aerial view of the Prairie Labyrinth.*



*Chante Esti, 9-petal Vesica star, sand paths through flower beds outlined in base-quartz with statue of Mary in the center.*



*Root Chakra Angel, half man and half woman greets you on Path 1 of the Prairie Labyrinth.*

## Upcoming Regional Events and Information: Central, Southwest and Northeast Regions

### Crystal Lake Labyrinth Conference, Urbana, Illinois

The Crystal Lake Labyrinth of Urbana will be dedicated in a formal celebration on Friday afternoon, May 21, 2004 at Crystal Lake Park. The keynote speaker will be [Robert Ferre](#). The event will culminate in a candlelight walk that evening. A labyrinth symposium will take place on Saturday, May 22, 2004, at the Anita Purves Center, Urbana, IL. The conference will begin at 9am and conclude at 4pm and will offer instructional and experiential-type workshops. Workshop presenters include [Robert Ferre](#)

([labyrinth-enterprises.com](#)), [Debi Kermeen](#) ([artpaver.com](#)), [John Ridder](#) ([paxworks.com](#)), [Virginia Lonesky](#) ([peacefulendeavours.com](#)), [Marty Kermeen](#) ([artpaver.com](#)), and others to be announced.

Phase I of the Urbana, Illinois Labyrinth Project was completed on November 15, 2003, when artist [Marty Kermeen](#), of Artistic Pavers, Inc., Plano, IL., placed the final paver, his signature brick, into place. The Chartres-style labyrinth was constructed with buff and charcoal-colored concrete pavers.

The Labyrinth Project was initiated in

the Spring of 2001 by the Baker Board, an outreach arm of the Wesley Foundation. Their vision was to create a community space for relaxation, recreation, reflection, and meditation; a space to reduce stress and restore balance. The Baker Board partnered with the Urbana Park District (UPD) to build the labyrinth and garden.

The Labyrinth Project Committee launched an outreach and fundraising drive that was highlighted by a Labyrinth Art Show hosted by Verde Gallery, Champaign with participating artists from around the United States. Cynthia Pipkin Doyle, a University of Illinois dance faculty member, choreographed three original dances on a portable labyrinth that were performed at the Krannert Center for the Performing Arts, Urbana, during the April, 2003, Boneyard Arts Festival. The Baker Board sponsored a "9/11 Walk for Peace" on a portable labyrinth in commemoration of the September 11th tragedy.

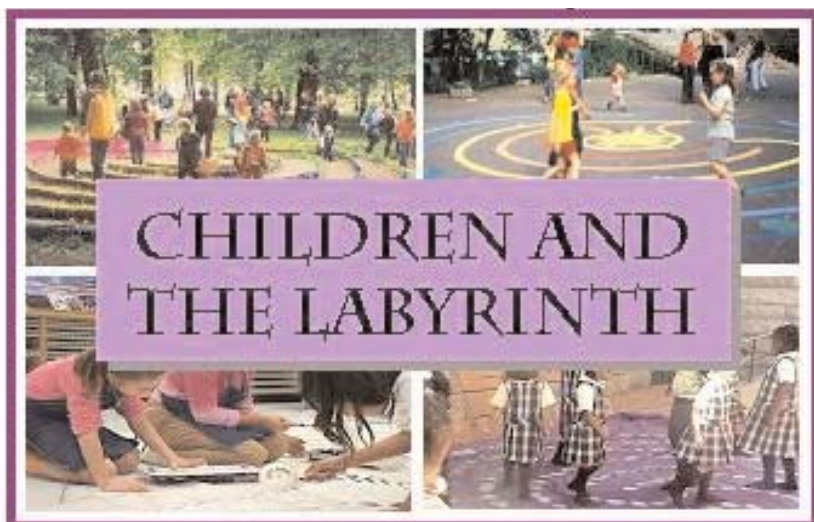
Phase II of the Labyrinth Project will be the development of the landscape to surround the labyrinth. Landscape Architect students from Parkland College, Champaign, have undertaken the challenge to design a garden around the labyrinth with construction taking place in the Spring of 2004.

Brochures for the labyrinth symposium will be available at the end of February. For further information, contact [Kathe Brinkmann](#), Conference Coordinator, at [kbrinkma@prairienet.org](mailto:kbrinkma@prairienet.org). This conference is co-sponsored by the Baker Board ([prairienet.org/labyrinth](http://prairienet.org/labyrinth)), The Urbana Park District ([prairienet.org/upd/labyrinthproject.html](http://prairienet.org/upd/labyrinthproject.html)) and assisted by the Labyrinth Coalition.

### Just a reminder: 3rd Annual Labyrinth Festival

The Labyrinth Guild of New England's annual festival will be June 5, 2004. [Sig Lonegren](#) will be the keynote this year and the festival will be held at Regis College. For further information, please contact: [Tricia Kibbe](#), President, Labyrinth Guild of New England, P.O. Box 196, Sudbury, MA 01776 or visit their website at [www.labyrinthguild.org](http://www.labyrinthguild.org).

*Editor's Note: Our apologies to Heidi Zech for the late publication date of this issue... please contact her at [hzech@learnfac.com](mailto:hzech@learnfac.com) for more information on this and other upcoming events.*



### The Labyrinth Guild of St. David's Episcopal Church Austin, Texas

A conference for Christian Educators, Directors of Christian Education, Youth Ministers, Children's Ministers, Sunday School Teachers, Christian School Teachers and Staff, sharing how to profoundly and lovingly use the Chartres Labyrinth with children.

Celebrate children's spirituality and creativity in three experiential sessions:

- [Session 1](#) Exploring the history of the Chartres Labyrinth
- [Session 2](#) Creating Labyrinths
- [Session 3](#) Experiencing creative uses of the labyrinth

Saturday, January 24, 2004, 9am - 3pm  
\$45 registration fee includes all workshop supplies, lunch, facilitated labyrinth walks and illustrated labyrinth idea booklet. To register, please call Sally Miller at St. David's (512) 472-1196 or register online at [www.stdave.org](http://www.stdave.org).

Labyrinth facilitator, [Heidi Zech](#), is a Veriditas-Certified Labyrinth Facilitator, serving as both the Texas Episcopal Diocesan and Camp Allen Retreat and Conference Center Labyrinth Resource. Heidi is the East Texas Regional Representative of the Labyrinth Society and President of Learning Facilitators, Inc., a Houston-based Christian formation consultancy.

## TLS Member News and Updates

### Robert Ferre

As St. Louis is a big hospital center, Labyrinth Enterprises is contacting hospitals regarding labyrinths. As part of this effort, we have compiled a list of hospitals and clinics with labyrinths, whether fabric or permanent. The list is up to almost 70. We welcome others to add to the list if they know of other hospitals. The list can be found at [labyrinth-enterprises.com/hospitals.html](http://labyrinth-enterprises.com/hospitals.html). We have also written an article directed at hospitals saying that labyrinths offer a technology for inner healing which balances the normal medical scientific model for outer (physical) healing. This article may be seen at [www.labyrinth-enterprises.com/healing.html](http://www.labyrinth-enterprises.com/healing.html).

Meanwhile, we completed our prototype of a grass paver labyrinth at a church in Webster Groves, Missouri. It is a Santa Rosa® pattern 24 feet in diameter. When completed, it looks like normal grass paths and brick lines, but the grass is growing within a plastic grid system



*Prototype grass paver labyrinth of the Santa Rosa® design recently completed in Missouri by Robert Ferre..*

which meets ADA standards for wheelchair accessibility. It is so strong that it can accommodate heavy vehicles, like firetrucks. Next spring we will be making a large Baltic Wheel design labyrinth at St. Paul School of Theology in Kansas City, using this technology. It will be directly on the Artline.

We continue to receive registrations for our week-long event in July at Chartres,

featuring three great presenters: John James, the world's greatest expert on Gothic construction; Robert Ferre, on his 49th visit to Chartres (during which he will have a birthday, his 60th); and Kent Schuette, a landscape architect who headed the project for the Cathedral Labyrinth and Sacred garden in New Harmony, IN. For further information, contact Robert at [labyrinth-enterprises.com](http://labyrinth-enterprises.com).

### John Ridder

John Ridder and PAXworks were honored recently to receive the 2003 Concrete Achievement Award for excellence in design and construction of the Fatima Retreat House Labyrinth in Indianapolis. The annual award was presented by the IRMCA (Indiana Ready Mix Concrete Association). The labyrinth is a precise replica of the Chartres Cathedral design and was constructed in July, 2002. Photos of this labyrinth recently appeared in *Social Work Today* and *Branches* magazines. Additional photos can be found at [www.paxworks.com](http://www.paxworks.com).

*The award winning Fatima Retreat labyrinth and the beautiful landscaping that surrounds it. Congratulations on the design award of excellence!*



## The First Annual Labyrinth Society Writing Contest

### More than \$1,000 in Prizes!

**The Contest:** The Labyrinth Society is looking for short stories, essays and poems that reflect the many experiences available through the labyrinth. We want to see your best writing. Stories will be judged on creativity, content, general appeal and the extent to which the labyrinth is highlighted.

In addition to a cash prize, each winning piece will be featured on The Labyrinth Society's website and the author will receive a certificate of recognition and be introduced in the organization's newsletter.

**The Awards:** A grand prize of free registration for The Labyrinth Society's 2004 Gathering/Conference (a \$500+ value) will be awarded the one outstanding entry, be it a poem, essay or short story. First, second and third place winners in each of the three categories will receive \$75, \$50 and \$25 respectively, plus a certificate of recognition.

*Some people come into  
our lives and quickly go.*

*Some people move  
our souls to dance.*

*They awaken us to  
new understanding  
with the passing whisper  
of their wisdom.*

*Some people make  
the sky more beautiful  
to gaze upon.*

*They stay in our lives  
for awhile, leave  
footprints on our  
hearts, and we are  
never, ever the same.*

*- Anonymous*

**The Rules:** #1 Short stories and essays must be 3,000 words or less. Poems must be 30 lines or less. Word and line counts must be typed on the first page of each manuscript.

#2 All entries must be original, unpublished and not scheduled for publication at the time of entry. The Labyrinth Society reserves the right to publish the winning entries on The Labyrinth Society's website and excerpt the winning entries in the organization's newsletter. Further publication rights will be negotiated if such a need arises.

#3 Submit all entries on white paper. Entries must be typed on one side and double-spaced. No entries will be returned, send only photocopies. Enclose a self-addressed, stamped postcard if you wish notification of receipt of your entry.

#4 Entries must be postmarked by June 15, 2004.

#5 Winners will be announced at The Labyrinth Society annual gathering in Maple Lake, Minnesota, October 7-10, 2004. This will be true for all except the grand prize winner who will be awarded free registration for this event and notified at an earlier date. If the grand prize winner is unable to attend the 2004 Gathering he/she will be awarded a cash alternative of \$150.

#6 Entrants need not be members of The Labyrinth Society.

For more information on the writing contest and to get a copy of the official entry form, visit the website and go to "Special Activities" in the main menu and find "Writing Contest"; send David Gallagher a self-addressed, stamped envelope at P. O. Box 736 Trumansburg, NY 14886 ; or look in the coming newsletter.

### Video Project

TLS has approved another exciting project – the creation of a video with a working title of "Creating the Path, A Story of Labyrinth Building." This video will hopefully provide members and others with the "key" for opening doors to placing labyrinths in a variety of settings. For more information and ideas about how you can participate, see the newsletter or visit the website.



*This is an aerial photo of an earthwork I made at the Huntington Botanical Gardens in San Marino, Southern California. The design is 60 feet across and was made in four days in a hot July in 1999. The Huntington ground staff removed the sod from a grassy area in the South Australian lawn and put them on plastic strips to the left and right of the design. After making the earthwork with a variety of volunteers, the sod was returned to the site to cover the earth mounds, etc.*

*Alex B. Champion*

*You must  
be the change  
you wish  
to see in  
the world.*

*- Gandhi*

*Peace.*